



crop estimates committee oesskattingskomitee

From/Van: Mr Baldwin Netshifhefe
Tel: 012 319 8043/32 • Fax/Faks: 012 319 8031 • E-mail/E-pos: BaldwinN@dalrrd.gov.za

Web page/Webblad: www.dalrrd.gov.za/statistics and economic reports or
www.saqis.org.za/CEC: Crop Estimates EMBARGO: 14:30



agriculture, land reform
& rural development

Department:
Agriculture, Land Reform and Rural Development
REPUBLIC OF SOUTH AFRICA

28 March / Maart 2022

The area planted estimate and second production forecast for summer crops for 2022 is hereby released.
Hiermee word die oppervlakte- en tweede produksieskatting vir somergewasse vir 2022 vrygestel.

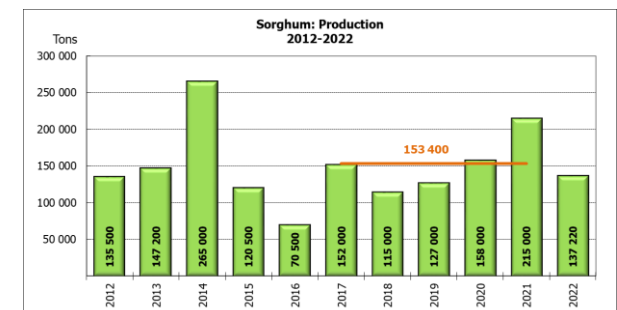
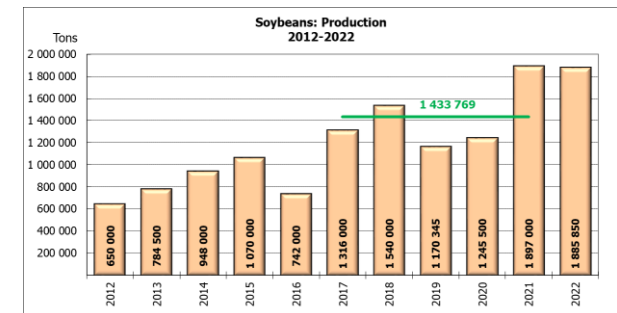
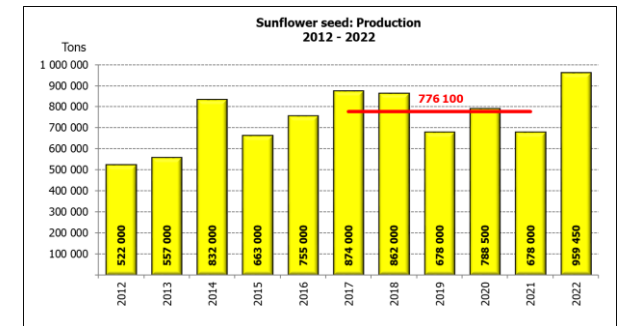
SUMMER CROPS – AREA PLANTED AND SECOND PRODUCTION FORECAST: 2022

SOMERGEWASSE – OPPERVLAKTE- EN TWEDE PRODUKSIESKATTING: 2022

CROP/GEWAS	Area planted/ Opp beplant 2022 Ha (A)	2 nd forecast/ 2 ^{de} skatting 2022 Tons (B)	1 st forecast/ 1 ^{ste} skatting 2022 Tons (C)	Area planted/ Opp beplant 2021 Ha (D)	Final crop/ Finale oes 2021 Tons (E)	Change/ Verandering/ % (B) ÷ (C)
Commercial/Kommersieel:						
White maize/Witmielies	1 575 000	7 569 550	7 535 100	1 691 900	8 600 000	+0,46
Yellow maize/Geelmielies	1 048 000	7 114 500	6 992 850	1 063 500	7 715 000	+1,74
Total Maize/Totale Mielies	2 623 000	14 684 050	14 527 950	2 755 400	16 315 000	+1,07
Sunflower seed/Sonneblomsaad	670 700	959 450	914 350	477 800	678 000	+4,93
Soybeans/Sojabone	925 300	1 885 850	1 821 400	827 100	1 897 000	+3,54
Groundnuts/Grondbone	43 400	74 250	69 200	38 550	64 300	+7,30
Sorghum	37 200	137 220	146 590	49 200	215 000	-6,39
Dry beans/Droëbone	42 900	59 690	59 690	47 390	57 672	-
TOTAL/TOTAAL	4 342 500	17 800 510	17 539 180	4 195 440	19 226 972	+1,49

Note: Estimate is for calendar year, e.g. production season 2021/22 = 2022

Nota: Skatting is vir kalenderjaar, bv. produksie-seisoen 2021/22 = 2022



WHITE AND YELLOW MAIZE – AREA PLANTED AND SECOND PRODUCTION FORECAST: 2022
WIT- EN GEELMIELIES – OPPERVLAKTE EN TWEEDE PRODUKSIESKATTING: 2022

Provinsie/ Province	Area planted/ Oppervlakte beplant 2022			2 nd forecast/ 2 ^{de} skatting 2022			Area planted/ Oppervlakte beplant 2021			Final crop/ Finale oes 2021		
	White/ Wit Ha	Yellow/ Geel Ha	Total/ Totaal Ha	White/ Wit Tons	Yellow/ Geel Tons	Total/ Totaal Tons	White/ Wit Ha	Yellow/ Geel Ha	Total/ Totaal Ha	White/ Wit Tons	Yellow/ Geel Tons	Total/ Totaal Tons
Western Cape/Wes-Kaap	500	3 500	4 000	4 750	32 900	37 650	500	3 500	4 000	4 800	33 300	38 100
Northern Cape/Noord-Kaap	3 000	42 000	45 000	36 000	651 000	687 000	3 400	41 000	44 400	40 300	627 300	667 600
Free State/Vrystaat	826 500	398 000	1 224 500	3 719 250	2 427 800	6 147 050	907 500	420 000	1 327 500	4 492 000	2 542 000	7 034 000
Eastern Cape/Oos-Kaap	6 000	20 500	26 500	39 000	143 500	182 500	6 000	18 000	24 000	39 000	133 200	172 200
KwaZulu-Natal	52 000	59 000	111 000	312 000	460 200	772 200	50 000	55 000	105 000	310 000	451 000	761 000
Mpumalanga	165 000	350 000	515 000	1 072 500	2 327 500	3 400 000	165 000	360 000	525 000	1 100 500	2 820 000	3 920 500
Limpopo	15 500	25 000	40 500	100 750	200 000	300 750	16 500	21 000	37 500	112 200	172 200	284 400
Gauteng	56 500	56 000	112 500	350 300	364 000	714 300	58 000	50 000	108 000	371 200	380 000	751 200
North West/Noordwes	450 000	94 000	544 000	1 935 000	507 600	2 442 600	485 000	95 000	580 000	2 130 000	556 000	2 686 000
Total/Totaal	1 575 000	1 048 000	2 623 000	7 569 550	7 114 500	14 684 050	1 691 900	1 063 500	2 755 400	8 600 000	7 715 000	16 315 000

SUNFLOWER SEED – AREA PLANTED AND SECOND PRODUCTION FORECAST: 2022
SONNEBLMSAAD – OPPERVLAKTE EN TWEEDE PRODUKSIESKATTING: 2022

Province/ Provinsie	Area planted/ Opp beplant Ha 2022	2 nd forecast/ 2 ^{de} skatting Tons 2022	Area planted/ Opp beplant Ha 2021	Final crop/ Finale oes Tons 2021
Western Cape/Wes-Kaap	-	-	-	-
Northern Cape/Noord-Kaap	2 500	3 000	1 100	1 320
Free State/Vrystaat	357 000	535 500	235 000	352 500
Eastern Cape/Oos-Kaap	300	450	300	450
KwaZulu-Natal	-	-	-	-
Mpumalanga	3 500	5 250	3 500	5 250
Limpopo	110 000	110 000	76 500	76 500
Gauteng	2 400	3 000	4 400	5 720
North West/Noordwes	195 000	302 250	157 000	236 260
Total/Totaal	670 700	959 450	477 800	678 000

SOYBEANS – AREA PLANTED AND SECOND PRODUCTION FORECAST: 2022
SOJABONE – OPPERVLAKTE EN TWEEDE PRODUKSIESKATTING: 2022

Province/ Provinsie	Area planted/ Opp beplant Ha 2022	2 nd forecast/ 2 ^{de} skatting Tons 2022	Area planted/ Opp beplant Ha 2021	Final crop/ Finale oes Tons 2021
Western Cape/Wes-Kaap	-	-	-	-
Northern Cape/Noord-Kaap	800	2 800	1 000	3 500
Free State/Vrystaat	415 000	788 500	365 000	766 500
Eastern Cape/Oos-Kaap	3 000	9 000	3 100	9 300
KwaZulu-Natal	39 000	134 550	36 000	129 600
Mpumalanga	300 000	570 000	290 000	644 550
Limpopo	22 500	76 500	20 500	71 750
Gauteng	45 000	94 500	42 000	105 000
North West/Noordwes	100 000	210 000	69 500	166 800
Total/Totaal	925 300	1 885 850	827 100	1 897 000

GROUNDNUTS – AREA PLANTED AND SECOND PRODUCTION FORECAST: 2022**GRONDBONE – OPPERVLAKTE EN TWEEDE PRODUKSIESKATTING: 2022**

Province/ Provinsie	Area planted/ Opp beplant Ha 2022	2 nd forecast/ 2 ^{de} skatting Tons 2022	Area planted/ Opp beplant Ha 2021	Final crop/ Finale oes Tons 2021
Western Cape/Wes-Kaap	-	-	-	-
Northern Cape/Noord-Kaap	2 400	7 200	1 500	3 900
Free State/Vrystaat	19 000	33 250	16 000	26 450
Eastern Cape/Oos-Kaap	-	-	-	-
KwaZulu-Natal	-	-	50	50
Mpumalanga	-	-	-	-
Limpopo	2 000	5 800	3 000	6 900
Gauteng	-	-	-	-
North West/Noordwes	20 000	28 000	18 000	27 000
Total/Totaal	43 400	74 250	38 550	64 300

SORGHUM – AREA PLANTED AND SECOND PRODUCTION FORECAST: 2022**SORGHUM – OPPERVLAKTE EN TWEEDE PRODUKSIESKATTING: 2022**

Province/ Provinsie	Area planted/ Opp beplant Ha 2022	2 nd forecast/ 2 ^{de} skatting Tons 2022	Area planted/ Opp beplant Ha 2021	Final crop/ Finale oes Tons 2021
Western Cape/Wes-Kaap	-	-	-	-
Northern Cape/Noord-Kaap	-	-	-	-
Free State/Vrystaat	7 800	28 080	10 500	45 675
Eastern Cape/Oos-Kaap	-	-	-	-
KwaZulu-Natal	200	840	500	2 300
Mpumalanga	9 000	45 000	9 400	57 325
Limpopo	15 000	45 000	17 000	61 200
Gauteng	200	800	300	1 350
North West/Noordwes	5 000	17 500	11 500	47 150
Total/Totaal	37 200	137 220	49 200	215 000

DRY BEANS – AREA PLANTED AND SECOND PRODUCTION FORECAST: 2022**DROëBONE – OPPERVLAKTE EN TWEEDE PRODUKSIESKATTING: 2022**

Province/ Provinsie	Area planted/ Opp beplant Ha 2022	2 nd forecast/ 2 ^{de} skatting Tons 2022	Area planted/ Opp beplant Ha 2021	Final crop/ Finale oes Tons 2021
Western Cape/Wes-Kaap	100	150	100	150
Northern Cape/Noord-Kaap	600	1 200	350	700
Free State/Vrystaat	15 500	15 500	22 000	16 500
Eastern Cape/Oos-Kaap	200	300	200	300
KwaZulu-Natal	2 300	2 760	3 000	3 900
Mpumalanga	6 000	9 000	6 500	9 750
Limpopo	10 400	20 800	8 000	16 000
Gauteng	800	880	840	1 092
North West/Noordwes	7 000	9 100	6 400	9 280
Total/Totaal	42 900	59 690	47 390	57 672

CONFIDENTIALITY ISSUES that CEC members are committed to adhere to on the day of the meeting

- Personal items such as laptops, handbags, cell phones, etc. are not allowed in the venue during the meeting
- No member is allowed to leave the meeting before 12:00 in order to prevent disclosure of the information
- The embargo time for the release of crop estimates information is 14:30
- No member is allowed to discuss crop estimates information with anyone other than a member of the Committee before the embargo time
- Only the Chairperson, or a member appointed by the Chairperson, may release the figures to the media
- Members must regard the detail of any information that was collected for and/or discussed during the meeting, as confidential
- Individual information received for crop estimate purposes is treated strictly confidential, and is not divulged for any other purposes

**AREA ESTIMATE AND SECOND PRODUCTION FORECAST OF SUMMER CROPS (2022 PRODUCTION SEASON)/
OPPERVLAKTE- EN TWEDE PRODUKSIESKATTING VIR SOMERGEWASSE (2022 PRODUKSIE-SEISOEN)
28 MARCH / MAART 2022**

Summer field crops – 2022

Commercial maize: The size of the expected commercial maize crop has been set at 14,684 mill. tons, which is 1,07% or 156 100 tons more than the previous forecast of 14,528 mill. tons. The revised area estimate for maize is 2,623 mill. ha, while the expected yield is 5,60 t/ha.

The estimated maize crop is 10% smaller than the 2021 crop. The three main maize producing areas, namely the Free State, Mpumalanga and North West provinces are expected to produce 82% of the 2022 crop.

The revised area estimate for white maize is 1,575 mill. ha and for yellow maize the area estimate is 1,048 mill. ha.

The production forecast of white maize is 7,570 mill. tons, which is 0,46% or 34 450 tons more than the 7,535 mill. tons of the previous forecast. The yield for white maize is 4,81 t/ha. In the case of yellow maize the production forecast is 7,114 mill. tons, which is 1,74% or 121 650 tons more than the 6,993 mill. tons of the previous forecast. The yield for yellow maize is 6,79 t/ha.

Please note that information from the objective yield survey by the ARC for the Mpumalanga province will be available in April 2022; and for the Free State and North West provinces in May 2022. The current yield figures are mainly obtained from producers in the different provinces.

Sunflower seed: The production forecast for sunflower seed is 959 450 tons, which is 4,93% or 45 100 tons more than the previous forecast of 914 350 tons. The revised area estimate for sunflower seed is 670 700 ha, while the expected yield is 1,43 t/ha.

Other crops: The production forecast for **soybeans** increased by 3,54% or 64 450 tons to 1,886 mill. tons. The revised estimated area planted to soybeans is 925 300 ha and the expected yield is 2,04 t/ha.

The expected **groundnut** crop has been set at 74 250 tons, which is 7,30% or 5 050 tons more than the previous forecast of 69 200 tons. For groundnuts, the area estimate is 43 400 ha, with an expected yield of 1,71 t/ha.

The production forecast for **sorghum** is 137 220 tons, which is 6,39% or 9 370 tons less than the 146 590 tons of the previous forecast. The revised area estimate for sorghum is 37 200 ha and the expected yield is 3,69 t/ha.

In the case of **dry beans**, the production forecast is 59 690 tons. The area estimate of dry beans is 42 900 ha, with an expected yield of 1,39 t/ha.

Please note that the third production forecast for summer field crops for 2022 will be released on 26 April 2022.

Somergewasse – 2022

Kommersiële mielies: Die grootte van die verwagte kommersiële mielie-oes is op 14,684 milj. ton gestel, wat 1,07% of 156 100 ton meer is as die vorige skatting van 14,528 milj. ton. Die hersiene skatting van die oppervlakte onder mielies is 2,623 milj. ha, terwyl die verwagte opbrengs 5,60 t/ha is.

Die geskatte mielie-oes is 10% kleiner as die 2021-oes. Die drie belangrikste mielieproduserende gebiede, nl. die Vrystaat, Mpumalanga en Noordwes provinsies, gaan na verwagting 82% van die 2022-oes produseer.

Die hersiene oppervlak onder witmielies is 1,575 milj. ha en vir geelmielies is die oppervlak 1,048 milj. ha.

Die produksieskatting van witmielies is 7,570 milj. ton, 0,46% of 34 450 ton meer as die 7,535 milj. ton van die vorige skatting. Die opbrengs van witmielies is 4,81 t/ha. In die geval van geelmielies is die produksieskatting 7,114 milj. ton, wat 1,74% of 121 650 ton meer is as die 6,993 milj. ton van die vorige skatting. Die opbrengs van geelmielies is 6,79 t/ha.

Neem kennis dat inligting van die objektiewe opbrengs-opname van die LNR vir die Mpumalanga provinsie, in April 2022 gerapporteer word en vir die Vrystaat en Noordwes provinsies in Mei 2022. Die huidige opbrengs syfers is hoofsaaklik verkry vanaf produsente in die verskillende provinsies.

Sonneblomsaad: Die produksieskatting vir sonneblomsaad is 959 450 ton, wat 4,93% of 45 100 ton meer is as die vorige skatting van 914 350 ton. Die hersiene oppervlakteskatting vir sonneblomsaad is 670 700 ha, terwyl die verwagte opbrengs 1,43 t/ha is.

Ander gewasse: Die produksieskatting van **sojabone** is verhoog met 3,54% of 64 450 ton na 1,886 milj. ton. Die geskatte oppervlakte beplant van sojabone is 925 300 ha en die verwagte opbrengs is 2,04 t/ha.

Die verwagte **grondbone**-oes is op 74 250 ton gestel, wat 7,30% of 5 050 ton meer is as die vorige skatting van 69 200 ton. Vir grondbone is die oppervlakteskatting 43 400 ha, terwyl die verwagte opbrengs 1,71 t/ha is.

Die produksieskatting van **sorghum** is 137 220 ton, wat 6,39% of 9 370 ton minder is as die 146 590 ton van die vorige skatting. Die hersiene oppervlakteskatting vir sorghum is 37 200 ha, en die verwagte opbrengs is 3,69 t/ha.

In die geval van **droëbone** is die produksieskatting 59 690 ton. Die oppervlakte beplant met droëbone is 42 900 ha, en die verwagte opbrengs is 1,39 t/ha.

Neem asseblief kennis dat die derde produksieskatting vir somergewasse vir 2022, op 26 April 2022 vrygestel sal word.